



IOF
WORLD
ORIENTEERING
CHAMPIONSHIPS
VUOKATTI 8.-14.7.
FINLAND 2013












PreO

2013-07-10 to 2013-07-11



Suomen
Suunnistusliitto

	Class: Open		07-10			07-11			Tota
	Name	Clubb	Points	Sec	Plac	Points	Sec	Plac	Points
1	Jari Turto	Finland	24	32	1	20	78	10	44
2	Martin Fredholm	Sweden	24	82	2	20	82.5	11	44
3	Antti Rusanen	Finland	23	25	3	20	27.5	7	43
4	Lauri Kontkanen	Finland	22	55	6	21	11	1	43
5	Stig Gerdtman	Sweden	22	96.5	9	21	27	3	43
6	Tomáš Leštínský	Czech Republic	22	42	4	20	18.5	5	42
7	Guido Michelotti	Italy	22	85	8	20	54	8	42
8	Anne Straube	Germany	21	159	20	21	40	4	42
9	Vitaliy Kyrychenko	Ukraine	22	49.5	5	19	18	14	41
10	Martin Jullum	Norway	22	69	7	19	73	20	41
11	Petr Dudík	Czech Republic	21	150	19	20	20	6	41
12	Geir Myhr Øien	Norway	21	32	12	19	70	19	40
13	Guntars Mankus	Latvia	21	32	12	19	76	21	40
14	Lennart Wahlgren	Sweden	21	33	14	19	81	23	40
15	Zita Rukšane	Latvia	21	128.5	18	19	16	13	40
16	Lars Jakob Waaler	Norway	20	150	23	20	72	9	40
17	Marit Wiksell	Sweden	21	24	11	18	70	26	39
18	Maria Krog Schulz	Denmark	18	89.5	28	21	11	1	39
19	Aleksei Laisev	Estonia	21	34	15	18	79	28	39
20	Zdenko Horjan	Croatia	20	107	22	19	26.5	16	39
21	Evaldas Liekmanis	Lithuania	21	127	17	18	74	27	39
22	Remo Madella	Italy	22	134	10	17	180	40	39
23	Ian Ditchfield	Great Britain	20	61.5	21	18	83	29	38
24	Andrius Jovaiša	Lithuania	18	66	27	20	90	12	38
25	Norihiro Suzuki	Japan	21	106.5	16	17	85	38	38
26	Fruzsina Biró	Hungary	20	208	24	18	92	31	38
27	Ivo Tišljär	Croatia	20	247	25	18	88	30	38
28	Mykola Opanasenko	Ukraine	19	185.5	26	17	83.5	36	36
29	John Kewley	Great Britain	17	68	31	18	38.5	25	35
30	Sharon Crawford	United States	16	116	37	19	36	17	35
31	Vibeke Vogelius	Denmark	17	193.5	32	18	16	24	35
32	Tomislav Varnica	Croatia	16	166	39	19	76	21	35
33	Haruo Kimura	Japan	16	212	42	19	43	18	35
34	Alexandre Soares Reis	Portugal	18	116.5	29	16	74	42	34
35	Miroslav Šimek	Czech Republic	15	248.5	45	19	19	15	34
36	Hanka Straube	Germany	16	211	41	18	97	32	34
37	Takuya Yamaguchi	Japan	17	244.5	34	17	92	39	34
38	Janis Gaidelis	Latvia	16	121	38	17	20	33	33
39	Dmitry Dokuchaev	Russia	16	109.5	36	17	36	34	33
40	Marco Giovannini	Italy	16	42	35	16	71	41	32
41	Clare Durand	United States	18	151	30	14	88	46	32

42	Christine Roberts		Great Britain	16	218	43	16	91	43	32	
43	Alexander Ilyushin		Russia	17	224.5	33	14	101.5	48	31	
44	Sergii Stoian		Ukraine	13	133	48	17	84	37	30	
45	Lars Ole Larsen		Denmark	16	186	40	14	84	45	30	
46	Chi Kin Man		Hong Kong	12	208.5	49	17	75	35	29	2
47	Chi Hin Luk		Hong Kong	14	246.5	47	15	88	44	29	3
48	Peter Goodwin		United States	15	105	44	13	154	49	28	
49	Oh-sam Kwon		Korea	11	343.5	52	14	92	47	25	4
50	Eduard Oginskii		Russia	12	222	50	12	81	50	24	
51	Joaquim Margarido		Portugal	12	277	51	12	170	51	24	
52	Tomasz Lach		Poland	14	178	46	9	139	52	23	

Programming by Martin Fredholm